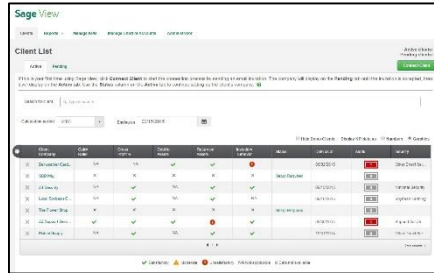


Sage View | Business intelligence solution for accounting professionals

Sage View provides accounting professionals with the opportunity to deepen client relationships with high-value advice through real-time access to client financial data, all in one place.¹ Visit [Sage.com/US/SageView](https://www.sage.com/US/SageView) to learn more.

All clients

Enables quick and easy triage of all client businesses connected through Sage View through directional indicators and alerts. Includes drill-down options to client-specific dashboards, reports, analysis, and utilities.



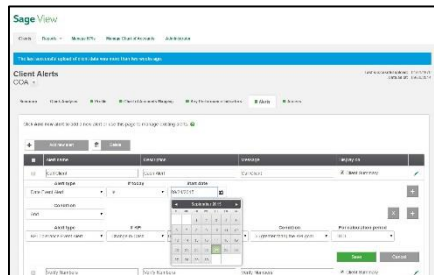
Key performance indicators (KPIs)

Enables you to make the most important indicators of client business performance actionable. This is customizable on a per client basis and can be changed as often as desired to accommodate changes in seasons and goals. KPI graphics can show current values as well as past performance.



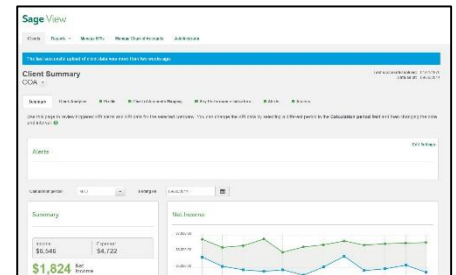
Alerts

Enables you to setup customer-specific business rules based on metrics and dates that will trigger an alert to you when the business rule becomes true.



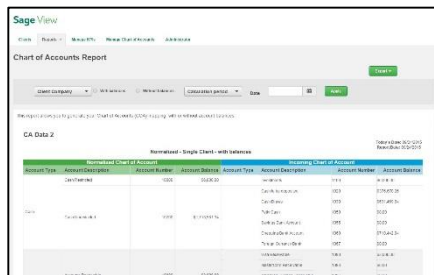
Client summary

Includes all active alerts that have fired based on the KPIs you have selected to appear on each client dashboard. Offers flexibility to change the date and duration of the dashboard with easy settings.



Reports

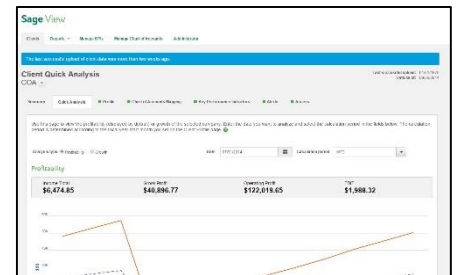
Chart of Accounts report allows you to generate your Chart of Accounts mapping, with or without account balances using various calculation periods.



KPI Value Summary report allows you to generate multiple KPI values for a company.

Quick analysis

Provides more in-depth information around key areas that accountants and bookkeepers find most valuable, including accounts receivable, accounts payable, cash flow, as well as overall profitability and growth.



Sage View | Business intelligence solution for accounting professionals

Learn more about the differentiators and strengths that set Sage View apart from the competition



Automatic updates between client data and Sage View

Once the client connection is established, data updates flow automatically to Sage View. Sage View is constantly increasing the number of solutions to which it connects.



All-clients triage view

Sage View includes a powerful dashboard that can be configured to show the most powerful performance indicators and alerts across clients, enabling the user to see, in a glance, which clients need attention immediately.



More than dashboards and reports

While Sage View offers customizable dashboards and reports, it also includes analyses in key areas such as profitability and growth. We are adding new analyses regularly. Unique to Sage View is the alerts utility, which enables users to create business rules that can automatically evaluate the data and return alerts.



On-the-go companion app

The Sage View¹ mobile app² is available in the [Google Play](#) store and [App Store](#)SM.² This companion app to Sage View is included in the Sage View subscription. It enables users to access key performance indicators and alerts on their mobile device. Click-to-contact functionality enables the user to quickly reach out to business clients to make them aware of any issues. To see the mobile app in action, you'll need to download it and link it with your current Sage View subscription. If you don't have a Sage View subscription yet, [try Sage View for free with our 15-day trial by signing up today](#).

¹ For accounting professionals only. To receive and maintain access to Sage View, you must be an accountant or bookkeeper providing professional accounting or bookkeeping services for multiple fee-paying clients. If at any time Sage determines that you are no longer eligible, your access will be terminated. The subscription rate is \$19.95 per month for five client business connections plus additional client business connections available for \$3.95 per month each if less than 50 connections, or only \$1.50 per month each if 50 or more connections. A valid credit card is required to activate service. To ensure continuous service, your Sage View subscription is an automatically renewing subscription. Subsequent months will be automatically billed to the same credit card each month.

² Active Sage View subscription required. Customized alerts and KPIs are configured within Sage View and then published to the Sage View mobile app. Not all Sage View features are available on the mobile app. Mobile devices sold separately and data plan required. Sage View mobile app data access is subject to cellular provider network availability and occasional downtime due to system maintenance.

©2015 Sage Software, Inc. All rights reserved. Sage, the Sage logos, and the Sage product and service names mentioned herein are registered trademarks or trademarks of Sage Software, Inc., or its affiliated entities. All other trademarks are the property of their respective owners.