

Sage Construction Essentials Package


Introducing a cost-conscious software suite designed specifically for growing construction companies.

Confidently grow your business with preconstruction, operations, and finance software that's built to handle the complexities of construction and your evolving needs.

Trusted by builders like you for over 50 years, we understand the issues that construction companies face today, and how to prepare for the challenges of tomorrow. The Sage Construction Essentials package unites Sage's must-have software solutions and is designed and priced for growing construction companies. Now, you can streamline construction operations, project management, and financial capabilities without breaking the bank.

“Sage is our platform for growth. It's providing us with vastly improved accuracy, control, workflows, and collaboration.”

—Chris Herak, Director of Finance, VFS Fire and Security Services



Accelerate your growth with the right solution at the right price.

As you build your company, manual processes drain productivity and make daily construction operations and business analysis difficult. And if you've outgrown your financial solution and need construction management software, the cost may seem daunting. That's where the Sage Construction Essentials package comes in.

- Simplify preconstruction and win more business. Track job opportunities, quickly build estimates, upload drawings and specifications, and easily set up awarded projects.
- Efficiently execute projects with construction management tools that let you deliver projects on-time and on-budget while collaborating effortlessly with project teams.
- Maximize project delivery using the #1 provider of construction finance management software. Access real-time job costing so you can make thoughtful and data-driven decisions that protect project profit.

Sage

What's included?

Feel confident knowing you've invested in the right solution that will scale with your business.

Sage Construction Management

Construction Management Software

Experience end-to-end software that handles every aspect of construction management—from preconstruction to closeout, and everything in between. Win more business by tracking leads and managing the bid process, deliver projects on-time and on-budget, reduce risk, and maximize profits. Built for collaboration and mobility, you can make quick and informed decisions with real-time project information, access the platform anytime and from any device, and keep project teams working in sync—office staff, field teams, subcontractors, vendors, and beyond.

Sage Intacct Core Financials

Accounting Software

Our cloud accounting software delivers deep capabilities, so you gain total visibility into the health of your projects and business. With all your fundamental accounting needs covered—a dimensional general ledger, accounts payable and receivable, balance sheet, P&L statement, automated revenue recognition that can handle basic or complex requirements, and so much more—you can spend less time on administrative accounting tasks, and more time building.

Sage Intacct Construction Module

Construction Accounting Feature Set

We understand the complex demands and nuance of construction financial management. Building on the foundation of Core Financials, the Construction Module offers the extra horsepower you need for construction. Stay on top of project finances in real time with visibility into job costs, change orders, invoices, and more. You'll gain a clear picture of all the details including your labor, subcontractor, material, and WIP costs, and are set up to easily manage the construction billing process.

Sage Intacct Custom Report Writer

Reporting Software

Even small businesses need visibility into financial and operational metrics to make timely, data-driven decisions for budgets, job progress, staffing, subcontractors, and more. Our Custom Report Writer delivers on-demand reporting so you can measure project performance and easily compare metrics against historical data. You can quickly create reports that give your teams immediate visibility into project status. Plus, customizable dashboards allow each employee to find the right information they need to make key decisions for their role.



Sage University Learning

Learning Package

Develop confidence and get the most value from your Construction Essentials package. With access to Sage University, you'll have a full library of on-demand educational and training resources at your fingertips. Your learning package also allows you to stay up to speed on the newest products and features, so you can make the most of them. And with ongoing access to all of these resources, you can feel confident knowing you're set up for accelerated short- and long-term success.

We're here to help you grow.

We get it—your business is growing fast, and taking the leap to invest in new software might feel overwhelming. Having a partner that understands how you do business is key to ensuring your success with Construction Essentials. At Sage, we're proud to have built the largest and most experienced partner network in the construction industry. That means you'll have experts by your side during your software transition who know construction and have worked with builders just like you.




View Reports + Create More Actions

Projects

Search [] Group by Classification Classification

Cards List Filters Columns




Castro Circle Multi-family Development - Downtown
199 N Rengstorff Ave.
Mountain View, CA 94043 [Map](#)

Sales [Russell O.](#) | Bid [John O.](#) | PM [Floyd M.](#)

Open Items
2 Overdue | 13 Due in 7 Days | 0 Due in > 7 Days


70% Total Invoiced
\$1,918,000 / \$2,740,000 (70%)



Smith Residence - New Construction - 3 Story Home
1481 Waterman Blvd.
Fairfield, CA 94534 [Map](#)

Sales [Russell G.](#) | Bid [Caleb A.](#) | PM [Eleanor P.](#)


Open Items
8 Overdue | 0 Due in 7 Days | 29 Due in > 7 Days



The Residences at Abigail Place - 6 Buildings
7810 Village Center Dr.
Austin, TX 78731 [Map](#)

Sales [Robert J.](#) | Bid [Kevin W.](#) | PM [Jane C.](#)


Open Items
0 Overdue | 3 Due in 7 Days | 17 Due in > 7 Days



Agatha Jackson Medical Center Outpatient Building
1992 Simon Dr.
Syracuse, NY 13224 [Map](#)

Sales [Janice O.](#) | Bid [Merve B.](#) | PM [Kevin H.](#)

Open Items
0 Overdue | 12 Due in 7 Days | 5 Due in > 7 Days



699 Walnut Valley Rd. Shopping Mall 24 Story Construction

Sales [Russell O.](#) | Bid [Frida A.](#)

Open Items

Daily Log

Activity Type: Concrete
Account: 488 - mrg@vll
Location: Site
City of 100 = 420'

Member and Site Coordinates

Time: 08:00 AM
Temp & Wind Conditions: 62
User: Set Client: mrg@vll.com
File Load: 1.00.00.00

Member: (M) Tradob

Custom Mechanical Contracting
Task: 100.05, Total: 1000.00

Custom Mechanical Contracting
Task: 100.15, Total: 1000.00

Major Equipment (M) Tracker - Deleted or Retired

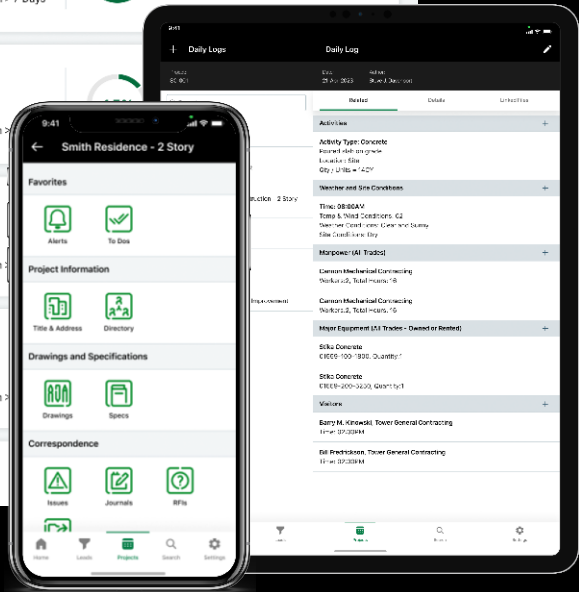
Sika Concrete
C1000-100-3900-Quattro 7

Sika Concrete
C1000-100-3900-Quattro 10

Notes

Emily M. Krawinkel: Tower General Contracting
11/11/2024

Bill Pedersen: Tower General Contracting
11/11/2024



With Sage Construction Management, you can manage all your project operations from one platform and use real-time data to make quick and informed decisions.

Project Performance

5/30/2024 Clear + Settings Print

Project Revenue
\$107,107,567

inception to date

Project Costs
\$93,355,155

inception to date

Project Profit Margin
\$13,752,411

inception to date

Project Profit Margin %
12.84%

inception to date

Active Jobs - GC
10

inception to date

Active Jobs - MEP
0

inception to date

MTD Project Revenue
\$23,371K ↑

This month to date
+\$7,224,464 vs. prior month

MTD Project Costs
\$19,315K ↑

This month
+\$4,887,894 vs. prior month

Monthly Project Profit Margin
\$4,056,141 ↑

This month
+\$2,336,570 vs. prior month

Monthly Project Profit Margin %
17% ↑

This month
+6 vs. prior month

New Jobs this Month
5 ↓

This month
-1 vs. prior month

All Active Jobs
14

inception to date

Project Overview

Active Projects	Original Contract	Approved Changes	Contract Total	Budget/Estimate	Est Gross Profit	Est Profit Margin%	Commitments	Total Billings	Total Cost	Gross Profit	%Spent	%Billed	Profit Margin%
22-001 - Quick Bowls - Portland	584,000.00	5,310.00	589,310.00	432,756.54	76,553.46	15.03%	208,097.73	504,000.00	410,249.57	93,750.43	94.80%	93.96%	18.60%
22-002 - The Crest	21,668,100.00	986,980.00	22,655,080.00	22,900,815.87	3,753,246.58	14.09%	21,133,000.00	21,339,463.00	17,602,330.58	3,736,882.42	77.09%	80.88%	18.12%
22-003 - Five Data Storage	1,244,800.00	26,000.00	1,270,800.00	1,103,991.99	167,208.01	13.16%	959,230.00	1,244,800.00	1,054,979.77	189,820.23	95.60%	97.93%	15.23%
22-004 - Quick Bowls - Tigard	950,075.00	17,500.00	967,575.00	831,412.67	135,333.33	14.06%	520,408.50	889,775.00	458,607.66	232,117.54	79.19%	91.96%	25.97%
22-005 - Stratall Corporate Center T1	174,400.00	0.00	174,400.00	143,514.54	30,885.46	17.71%	78,200.00	37,829.16	139,530.41	(101,691.25)	97.22%	21.69%	(268.82)%
22-006 - The Sugar Shoppe	322,212.00	0.00	322,212.00	284,139.37	37,972.63	11.79%	111,900.00	162,380.50	117,284.78	45,095.72	41.28%	50.41%	27.77%
22-009 - Greenwood HS	158,998,200.00	0.00	158,998,200.00	141,846,649.00	17,311,631.00	10.89%	119,189,150.00	38,514,985.00	34,363,295.23	2,148,699.79	25.32%	24.22%	6.13%
22-007 - Quick Bowls - Vancouver	525,000.00	0.00	525,000.00	450,000.00	75,000.00	14.29%	0.00	0.00	0.00	0.00	0.00%	0.00%	0.00%
22-008 - The Lacey Hotel	18,000,000.00	0.00	18,000,000.00	14,500,000.00	3,500,000.00	19.44%	0.00	0.00	0.00	0.00	0.00%	0.00%	0.00%
22-010 - Northridge HS	200,829,898.00	0.00	200,829,898.00	170,631,507.23	30,196,590.77	15.04%	141,828,500.00	35,774,925.48	30,284,544.85	5,490,380.63	17.75%	17.81%	15.35%
22-011 - Lakewood Distribution Center	5,487,880.00	0.00	5,487,880.00	3,199,132.45	2,288,747.55	7.73%	2,050,100.00	2,653,356.00	2,230,709.96	418,396.04	69.01%	76.57%	15.76%
22-014-001 - Summit Warehouse Distribution Ctr - Building 1	19,325,900.00	0.00	19,325,900.00	17,649,651.41	1,674,248.59	8.66%	14,489,475.00	2,859,350.00	2,378,518.34	480,831.66	13.48%	14.80%	16.81%
22-014-001 - Summit Warehouse Distribution Ctr - Building 2	0.00	0.00	0.00	39,538,666.81	(39,538,666.81)	0.00%	0.00	0.00	0.00	0.00	0.00%	0.00%	0.00%
22-018 - Prime Hart - Wilsonville - All Scopes of Work	15,751,851.19	0.00	15,751,851.19	14,519,871.09	1,431,980.10	9.09%	13,583,600.00	830,103.71	762,134.48	67,969.23	5.32%	5.27%	8.13%
22-020 - Deschutes Suites Hotel	27,980,420.00	0.00	27,980,420.00	26,460,603.75	1,519,816.25	5.43%	23,149,400.00	2,074,620.00	1,506,518.91	568,061.09	5.69%	7.41%	27.38%
Total Active Projects	473,740,841.19	1,035,790.00	474,776,631.19	433,932,180.27	40,824,450.92	8.60%	337,801,161.03	107,107,567.83	93,355,024.72	13,752,543.13	21.51%	22.56%	12.84%

Project Overview by PM

Active Projects	Original Contract	Approved Changes	Contract Total	Budget/Estimate	Est Gross Profit	Est Profit Margin%	Commitments	Total Billings	Total Cost	Gross Profit	%Spent	%Billed	Profit Margin%
PM Dennis Sanford	158,998,200.00	0.00	158,998,200.00	141,846,669.00	17,311,631.00	10.89%	119,189,150.00	38,514,985.00	36,153,285.21	2,361,699.79	25.32%	24.22%	6.13%
22-009 - Greenwood HS	174,400.00	0.00	174,400.00	143,514.54	30,885.46	17.71%	78,200.00	37,829.16	139,530.41	(101,691.25)	97.22%	21.69%	(268.82)%
22-005 - Stratall Corporate Center T1	159,127,600.00	0.00	159,127,600.00	141,830,983.54	17,342,616.46	10.90%	119,267,350.00	38,532,814.16	36,292,803.62	2,240,010.54	25.35%	24.22%	5.86%

Customizable dashboards provide visibility into critical metrics including job costs, profit margins, revenue, and more.



**Join over 50,000 construction companies
who trust and rely on Sage.**

**sage.com
800-628-6583**



Sage

©2025 The Sage Group plc or its licensors. All rights reserved. Sage, Sage logos, and Sage product and service names mentioned herein are the trademarks of Sage Global Services Limited or its licensors. All other trademarks are the property of their respective owners.