

How to maintain GST 6% to GST 0% In Sage One

Prepared by: Sage Software Sdn. Bhd.
Version: 2.0
Date: 30/05/2018

Confidentiality

This document contains proprietary information that is confidential to Sage Software Sdn. Bhd. Disclosure of this document in full or in part, may result in material damage to Sage Software Sdn. Bhd. Written permission must be obtained from Sage Software Sdn. Bhd. prior to the disclosure of this document to a third party.

DOCUMENT INFORMATION

Copyright

© Sage Software Sdn. Bhd. 2018. All rights reserved.

Copyright in the whole and every part of this document belongs to Sage Software Sdn. Bhd., with the exception of proprietary material and the brand or product names of other parties for which the rights in such material or trademarks remain with their respective owners. Names and data used in examples herein are fictitious unless otherwise noted.

Disclaimer

This document and the Sage Software Sdn. Bhd. software it describes are furnished by Sage Software Sdn. Bhd. under a Software Licensing Agreement, Consultancy Agreement, Variation Order or Confidentiality Agreement, and may be used or copied only in accordance with the terms of such Agreement. Neither this document nor the Sage Software Sdn. Bhd. software it describes may be used, sold, transferred, copied, translated, reproduced or transmitted in any form or by any means, electronic or mechanical, for any purpose, in whole or in part, other than in accordance with the terms of such Agreement, or otherwise without prior written consent of Sage Software Sdn. Bhd. This document describes a generic product or service and should be read in conjunction with other documents relevant to the configuration of any specific system. The licensee of Sage Software Sdn. Bhd. software or user of Sage Software Sdn. Bhd. services is responsible for ensuring that the product or service described herein meets its own requirements. The information contained in this document is subject to change without notice and should not be taken as a commitment by Sage Software Sdn. Bhd. Sage Software Sdn. Bhd. assumes no responsibility for any errors that may appear in this document.

Confidentiality

The information contained herein is the property of Sage Software Sdn. Bhd. This document contains CONFIDENTIAL information that is produced solely for the benefit of the receiving party named on the front page of this document. The recipient should keep all information contained herein confidential, and on no account should the information, in whole or in part, be used, sold, transferred, copied, translated, reproduced or transmitted in any form or by any means, electronic or mechanical, or disclosed or disseminated to any third party, without the express written permission of Sage Software Sdn. Bhd.

TABLE OF CONTENT

1. Add GST Percent SR 0%	4-6
2. Add GST Percent TX 0%	7-8
3. Map the new Tax Code to the GST Return 03	9-11
4. Update the Item Tax Default to SR-0 / TX-0	12-13
5. Transaction Example	13-14

HOW TO MAINTAIN GST 6% TO 0%

IMPORTANT:

- The changes made should be effective on 1st June 2018
- Refer the FAQ update on Custom Malaysia website [here](#) for more information (updated on 30th Mei 2018)
- (Optional) If you have finalized your transaction ended on May 2018, to secure your previous period data's, kindly go to Company → Change Company Setting → General Settings → Financial Year → Set Lockdown Date

Lockdown Date

Setting a Lockdown Date means that no transaction can be processed or edited with a date up to and including this date.

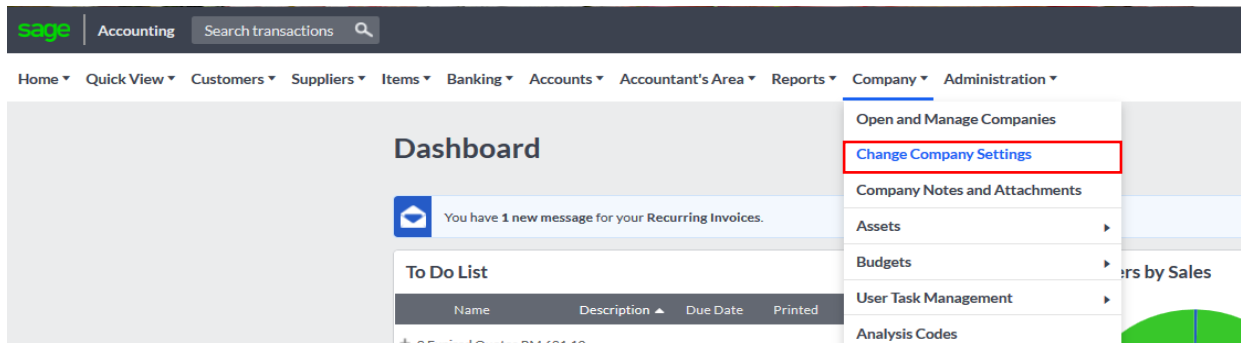
Set a Lockdown Date

Lockdown Date 

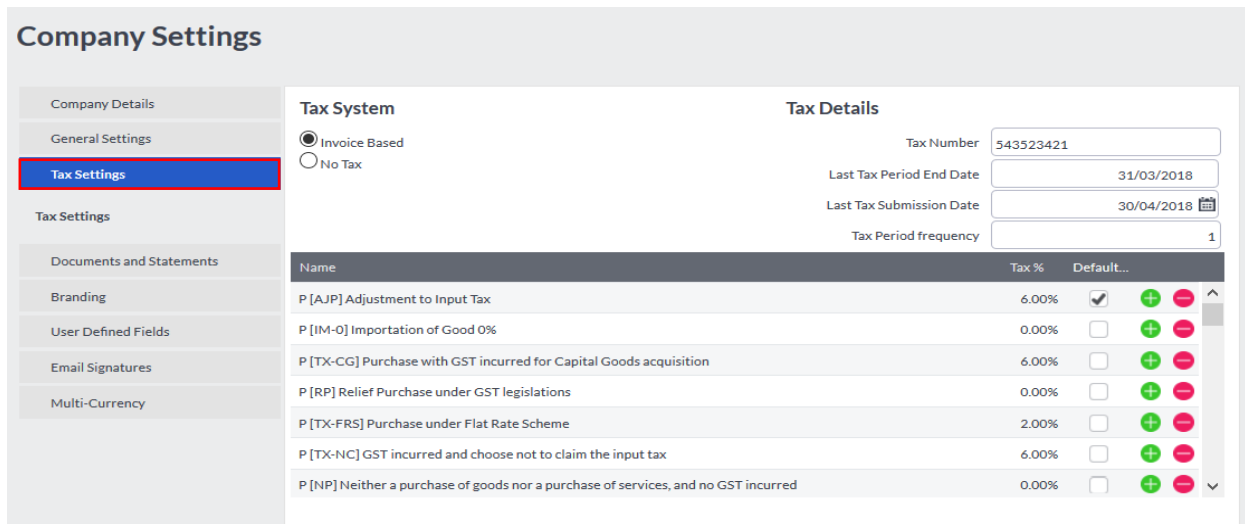
Please take note that there will be no changes allowed to the transaction with a date up to and including this date.

Add GST Percent SR 0%

Step 1: Go to Company → Change Company Setting



Step 2: Go to Tax Settings



Step 3: Used Tax Code-Add New SR-0

For the Tax Code that already in use in the previous Tax Period the field will be deemed and cannot be edited. User will have to create new Tax Code with 0% and to Map the Tax Code accordingly for GST Return 03.

Company Settings

- Company Details
- General Settings
- Tax Settings**
- Tax Settings
- Documents and Statements
- Branding
- User Defined Fields
- Email Signatures
- Multi-Currency

Tax System
 Invoice Based
 No Tax

Tax Details
Tax Number: 543523421
Last Tax Period End Date: 31/03/2018
Last Tax Submission Date: 30/04/2018
Tax Period frequency: 1

Name	Tax %	Default...
P [TX-NC] GST incurred and choose not to claim the input tax	6.00%	<input type="checkbox"/>
P [NP] Neither a purchase of goods nor a purchase of services, and no GST incurred	0.00%	<input type="checkbox"/>
S [NS] Neither a supply of goods nor a supply of services, and no GST chargeable	0.00%	<input type="checkbox"/>
S [SR] Standard-rated supplies	6.00%	<input type="checkbox"/>
None	0.00%	<input type="checkbox"/>
Service Tax	6.00%	<input type="checkbox"/>
Sales Tax (10%)	10.00%	<input type="checkbox"/>

Step 4: Click on the button to add new line. Fill in the Name for the Tax as per example below for SR tax code → 0.00%.

Kindly take note that the name cannot be same. In the example, the original Tax Code is using [SR] the new one is using [SR-0]

Step 5: Click on the Default box to make the SR-0 as a default tax.

Company Settings

- Company Details
- General Settings
- Tax Settings**
- Tax Settings
- Documents and Statements
- Branding
- User Defined Fields
- Email Signatures
- Multi-Currency

Tax System
 Invoice Based
 No Tax

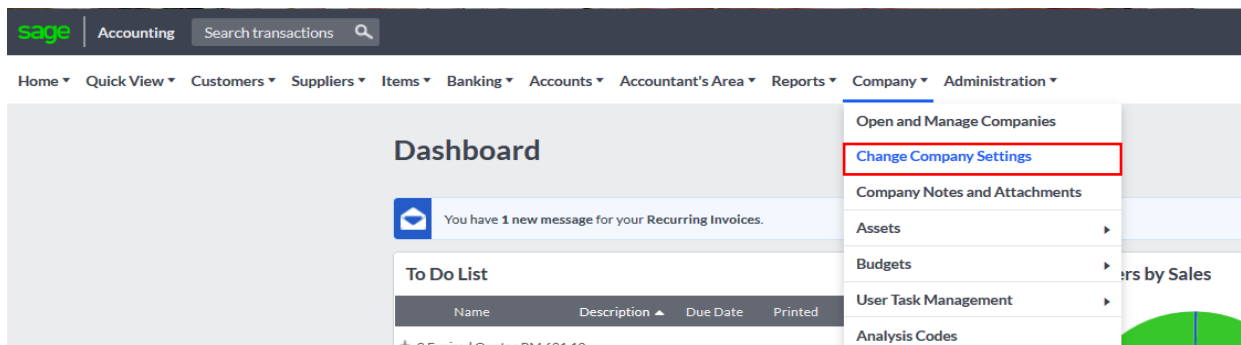
Tax Details
Tax Number: 543523421
Last Tax Period End Date: 30/04/2018
Last Tax Submission Date: 31/05/2018
Tax Period frequency: 1

Name	Tax %	Default...
S [SR] Standard-rated supplies	6.00%	<input type="checkbox"/>
S (SR-0) Standard Rated Supplies	0.00%	<input checked="" type="checkbox"/>
None	0.00%	<input type="checkbox"/>
Service Tax	6.00%	<input type="checkbox"/>
Sales Tax (10%)	10.00%	<input type="checkbox"/>
Sales Tax (5%)	5.00%	<input type="checkbox"/>
P [TX] Taxable Purchases	6.00%	<input type="checkbox"/>

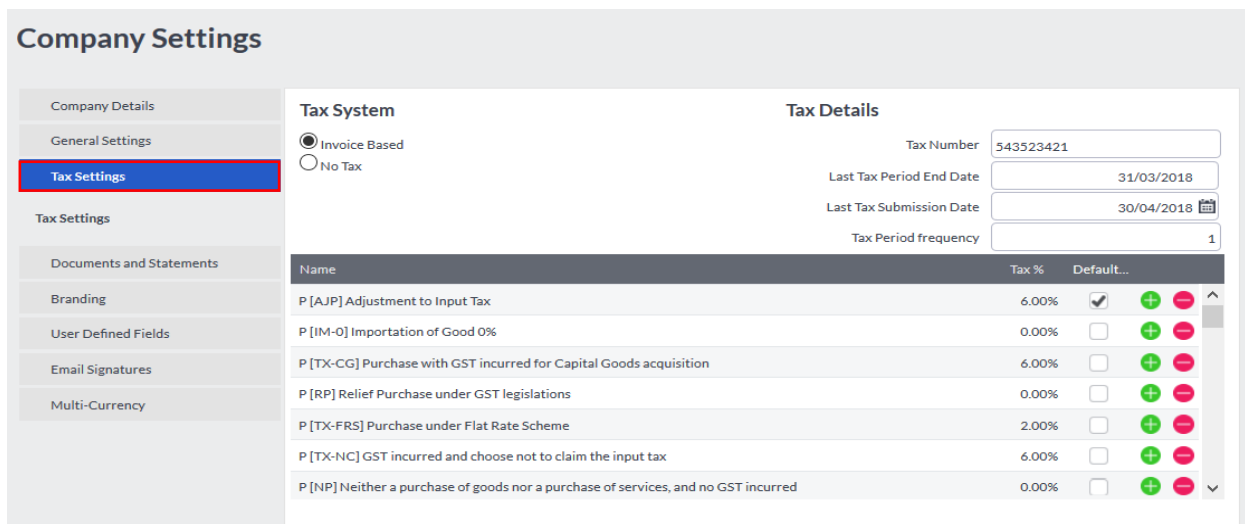
Step 6: Click on Save.

Add GST Percent TX 0%

Step 1: Go to Company → Change Company Setting



Step 2: Go to Tax Settings



Step 3: Add New TX-0

For the Tax Code that already in use in the previous Tax Period the field will be deemed and cannot be edited. User will have to create new Tax Code with 0% and to Map the Tax Code accordingly for GST Return 03.

Company Settings

- Company Details
- General Settings
- Tax Settings**
- Tax Settings
- Documents and Statements
- Branding
- User Defined Fields
- Email Signatures
- Multi-Currency

Tax System

Invoice Based
 No Tax

Tax Details

Tax Number: 543523421
Last Tax Period End Date: 30/04/2018
Last Tax Submission Date: 31/05/2018
Tax Period frequency: 1

Name	Tax %	Default...
Sales Tax (10%)	10.00%	<input type="checkbox"/> <input type="checkbox"/>
Sales Tax (5%)	5.00%	<input type="checkbox"/> <input type="checkbox"/>
P [TX] Taxable Purchases	6.00%	<input type="checkbox"/> <input type="checkbox"/>
P [IM] Import of Goods	6.00%	<input type="checkbox"/> <input type="checkbox"/>
P [IS] Imports under special scheme	0.00%	<input type="checkbox"/> <input type="checkbox"/>
P [BL] GST incurred but not claimable	6.00%	<input type="checkbox"/> <input type="checkbox"/>
P [NR] No GST - Non-registered Supplier	0.00%	<input type="checkbox"/> <input type="checkbox"/>

Step 4: Click on the button to add new line. Fill in the Name for the Tax as per example below for TX tax code → 0.00%.

Kindly take note that the name cannot be same. In the example, the original Tax Code is using [TX] the new one is using [TX-0]

Company Settings

- Company Details
- General Settings
- Tax Settings**
- Tax Settings
- Documents and Statements
- Branding
- User Defined Fields
- Email Signatures
- Multi-Currency

Tax System

Invoice Based
 No Tax

Tax Details

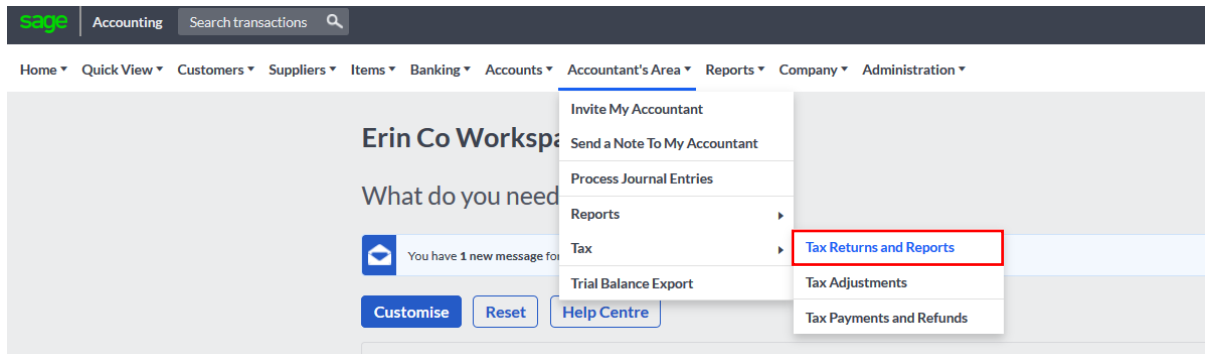
Tax Number: 543523421
Last Tax Period End Date: 30/04/2018
Last Tax Submission Date: 31/05/2018
Tax Period frequency: 1

Name	Tax %	Default...
P [TX] Taxable Purchases	6.00%	<input type="checkbox"/> <input type="checkbox"/>
P [TX-0] Taxable Purchases 0%	0.00%	<input type="checkbox"/> <input type="checkbox"/>
P [IM] Import of Goods	6.00%	<input type="checkbox"/> <input type="checkbox"/>
P [IS] Imports under special scheme	0.00%	<input type="checkbox"/> <input type="checkbox"/>
P [BL] GST incurred but not claimable	6.00%	<input type="checkbox"/> <input type="checkbox"/>
P [NR] No GST - Non-registered Supplier	0.00%	<input type="checkbox"/> <input type="checkbox"/>
P [ZP] No GST - Registered Supplier	0.00%	<input type="checkbox"/> <input type="checkbox"/>

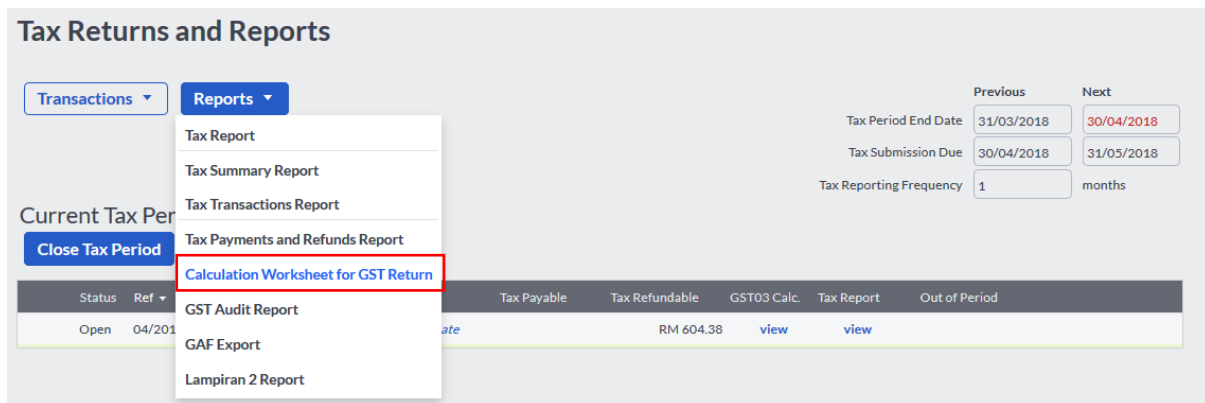
Step 5: Click on Save.

Map the new Tax Code to the GST Return 03

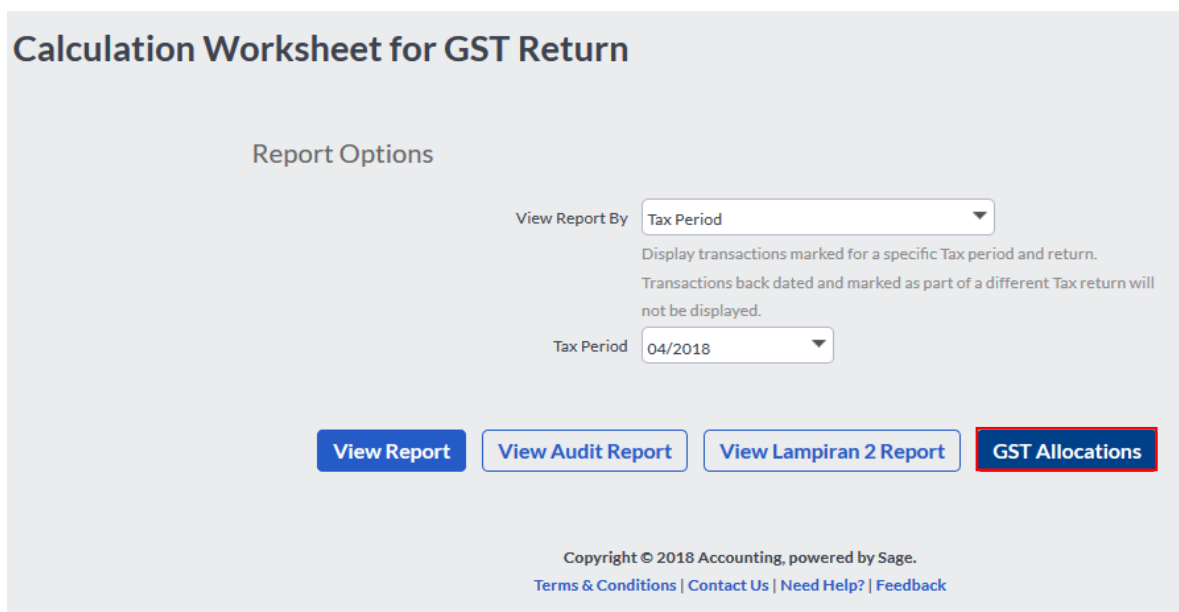
Step 1: Go to Accountant's Area → Tax → Tax Returns and Reports




Step 2: Click on Reports → Calculation Worksheet for GST Return



Step 3: Click on GST Allocations button



Step 4: Click on the  field to show the drop-down list to choose the tax code in the specific field.

Calculation Worksheet for GST Return

Calculation Worksheet for GST Return

Tax Allocations
Use the following list to determine which Tax types in Accounting relate to which items on the GST Return.

Tax Code	Description	Tax Type in Accounting
Output Tax		
5a	Total Value of Standard-Rated Supplies	me, S [SR-JWS] Supplies under Approved Jeweller Scheme (AJS) ▼
5b	Total Output Tax (Inclusive of Bad Debt Recovered & other Adjustments)	<input type="checkbox"/> P [TX-FRS] Purchase under Flat Rate Scheme <input type="checkbox"/> P [TX-NC] GST incurred and choose not to claim the input tax credit <input type="checkbox"/> P [NP] Neither a purchase of goods nor a purchase of services <input type="checkbox"/> S [NS] Neither a supply of goods nor a supply of services, other than standard-rated supplies <input checked="" type="checkbox"/> S [SR] Standard-rated supplies <input type="checkbox"/> S (SR-0) Standard Rated Supplies <input type="checkbox"/> None
Additional Information		
10	Total Value of Local Zero-Rated Supplies	
11	Total Value of Export Supplies	
12	Total Value of Exempt Supplies	
13	Total Value of Supplies Granted GST Relief	

Step 5: Tick on the New Tax Code Created.

As per the release in Custom Malaysia website [here](#), the SR-0 will be mapped to the 5a column.

Calculation Worksheet for GST Return

Calculation Worksheet for GST Return

Tax Allocations
Use the following list to determine which Tax types in Accounting relate to which items on the GST Return.

Tax Code	Description	Tax Type in Accounting
Output Tax		
5a	Total Value of Standard-Rated Supplies	Standard-rated supplies under Margin Scheme, S [SR-JWS] Supplies under Approved Jeweller Scheme (AJS) ▼
5b	Total Output Tax (Inclusive of Bad Debt Recovered & other Adjustments)	<input checked="" type="checkbox"/> S [SR] Standard-rated supplies <input checked="" type="checkbox"/> S (SR-0) Standard Rated Supplies <input type="checkbox"/> None <input type="checkbox"/> Service Tax <input type="checkbox"/> Sales Tax (10%) <input type="checkbox"/> Sales Tax (5%) <input type="checkbox"/> P [TX] Taxable Purchases <input type="checkbox"/> P [IM] Import of Goods <input type="checkbox"/> P [IS] Imports under special scheme
Additional Information		
10	Total Value of Local Zero-Rated Supplies	
11	Total Value of Export Supplies	
12	Total Value of Exempt Supplies	
13	Total Value of Supplies Granted GST Relief	
Input Tax		
6a	Total Value of Standard Rated Acquisition	
6b	Total Input Tax (Inclusive of Bad Debt Relief & other Adjustments)	P [AJP] Adjustment to Input Tax, P [TX-CG] Purchase with GST input tax credit
Additional Information		
14	Total Value of Goods Imported Under Approved Trader Scheme	P [IS] Imports under special scheme ▼
15	Total Value of GST Suspended under item 14	P [IS] Imports under special scheme ▼

As per the release in Custom Malaysia website [here](#), the TX-0 will be mapped to the 6a column.

Calculation Worksheet for GST Return

Tax Allocations
Use the following list to determine which Tax types in Accounting relate to which items on the GST Return.

Tax Code	Description	Tax Type in Accounting
Output Tax		
5a	Total Value of Standard-Rated Supplies	S [SR] Standard-rated supplies, S (SR-0) Standard Rated Supplies
5b	Total Output Tax (Inclusive of Bad Debt Recovered & other Adjustments)	P [AJP] Adjustment to Input Tax, S [SR] Standard-rated supplies,
Additional Information		
10	Total Value of Local Zero-Rated Supplies	S [ZRL] Zero-rated local supplies, S [NTX] Supplies with no tax ch
11	Total Value of Export Supplies	S [ZRE] Zero-rated export supplies, S [ZDA] Zero-rated export su
12	Total Value of Exempt Supplies	S [ES-43] Incidental exempt supplies, S [IES] Incidental exempt su
13	Total Value of Supplies Granted GST Relief	S [RS] Relief supplies
Input Tax		
6a	Total Value of Standard Rated Acquisition	e to taxable or exempt supplies, P [AJP-BDR] Bad Debt Relief, P
6b	Total Input Tax (Inclusive of Bad Debt Relief & other Adjustments)	<input type="checkbox"/> Sales Tax (10%) <input type="checkbox"/> Sales Tax (5%) <input checked="" type="checkbox"/> P [TX] Taxable Purchases <input checked="" type="checkbox"/> P (TX-0) Taxable Purchases 0% <input checked="" type="checkbox"/> P [IM] Import of Goods <input type="checkbox"/> P [IS] Imports under special scheme <input type="checkbox"/> P [BL] GST incurred but not claimable <input type="checkbox"/> P [NR] No GST - Non-registered Supplier <input type="checkbox"/> P [ZP] No GST - Registered Supplier
Additional Information		
14	Total Value of Goods Imported Under Approved Trader Scheme	
15	Total Value of GST Suspended under item 14	
Account Allocations		
Tax Code	Description	
16	Total Value of Capital Goods Acquired	

SELECT ACCOUNT

[Back](#) [Save Report](#) [View Report](#) [View Audit Report](#) [View Lampiran 2 Report](#) [Reset](#)

Step 6: Click on Save Report.

Follow the same process to the other Tax Code if applicable.

Update the Item Tax Default to SR-0 / TX-0

Step 1: Go to Items → Lists → List of Items

Step 2: Click on the Box to tick all item → Click on Update Button

List of Items

Add Item **Import Item**

22 Item(s) are selected. If you only meant to select the 20 item(s) on this page, please redo your selection.

Actions **Delete** **Mark As Active/Inactive** **Update**

<input checked="" type="checkbox"/>	Code ^	Description	Category	Price Excl.	Price Incl.
<input checked="" type="checkbox"/>	Allowance	Allowance		RM 0.00	RM 0.00
<input checked="" type="checkbox"/>	BDYW3	Bodywork & S		RM 0.00	RM 0.00
<input checked="" type="checkbox"/>	BDYWORK	Bodywork & S		RM 0.00	RM 0.00
<input checked="" type="checkbox"/>	BDYWORK123	Bodywork & S		RM 0.00	RM 0.00
<input checked="" type="checkbox"/>	Commission	Commission		RM 0.00	RM 0.00
<input checked="" type="checkbox"/>	DNITEM	DN Item	DN Test	RM 400.00	RM 424.00
<input checked="" type="checkbox"/>	Dress001	Dress Pink 001	DRESS	RM 35.00	RM 37.10
<input checked="" type="checkbox"/>	Im Goods Amt	Im Goods Amt		RM 0.00	RM 0.00
<input checked="" type="checkbox"/>	Import Duty	Import Duty		RM 0.00	RM 0.00
<input checked="" type="checkbox"/>	Import Tax	Import Tax		RM 0.00	RM 0.00
<input checked="" type="checkbox"/>	Inventory Item	Inventory Item		RM 0.00	RM 0.00
<input checked="" type="checkbox"/>	Item 7	Item A		RM 0.00	RM 0.00

Step 3: Click on Update: Tax on Sales → Tax on Sales: S (SR-0) Standard Rated Supplies → Save.

Update [X]

Update: Tax on Sales

Tax on Sales: S (SR-0) Standard Rated Supplies

Save **Cancel**

Step 4: Click on Update: Tax on Purchase → Tax on Purchases: P (TX-0) Taxable Purchases 0% → Save.

Update ✕

Update: Tax on Purchases ▼

Tax on Purchases: P (TX-0) Taxable Purchases 0% (0 ▼

Save
Cancel

Transaction Example

Process Customer Invoice

Process Customer Invoice

Send ▼
Options ▼
Add Time Entries ▼

Customer Details

Customer: Shah & Co ▼

Balance: RM 1,693.30

Delivery Address

Delivery Address: No 123 Jalan VIP ▼

No 123 Jalan VIP

Off Jalan Happy

43000

Postal Address

Postal Address: No 123 Jalan VIP

Off Jalan Happy

43000

Invoice Details

Document No.: *NUMBER*

Customer Ref.:

From Quote: ▼

Layout: Default (Modern) ▼

Sales Rep: AIN SAADIN ▼

Date: 01/06/2018

Due Date: 01/07/2018

Discount %: 0.00 %

Tax Reference: 627251411

Credit Limit: RM 150,000.00

Use Inclusive Amounts

Use Last Invoice Detail

Type	Selection	Description	Unit	Qty	Excl. Price	Tax Type	Disc %	Discount	Exclusive	Tax	Total	Brat
Item	Dress001	Dress Pink 001	PCS	1.00	RM 35.00	S (SR-0...	0.00%	RM 0.00	RM 35.00	RM 0.00	RM 35.00	+ -
Item	Select Item						0.00%					+ -
Item	Select Item						0.00%					+ -

Message: Please make payment within 30 days of this invoice date

[Set Default Message](#)

Total Discount: RM 0.00

Total Exclusive: RM 35.00

Total Tax: RM 0.00

Sub Total: RM 35.00

Total Rounding: RM 0.00

Total: RM 35.00

GST Return 03

Calculation Worksheet for GST Return

Erin Co

GST Number: 543523421

Show Report Options

Taxable Period Start Date: 01/06/2018

Export TAP

Taxable Period End Date: 30/06/2018

Due Date: 30/06/2018



Part B: Return Details

Item 5 - Output Tax		
5a	Total Value of Standard Rated Supply	RM 35.00
5b	Total Output Tax (inclusive of Bad Debt Recovered & other Adjustments)	RM 0.00
Item 6 - Input Tax		
6a	Total Value of Standard Rated Acquisition	RM 0.00
6b	Total Input Tax (inclusive of Bad Debt Relief & other Adjustments)	RM 0.00
GST Amount Payable		
7	GST Amount Payable (Item 5b- 6b)	RM 0.00
or		
8	GST Amount Claimable (Item 6b- 5b)	RM 0.00
Part C: Additional Information		
10	Total Value of Local Zero-Rate Supplies	RM 0.00
11	Total Value of Export Supplies	RM 0.00