






# Feature Comparison Chart

● Denotes the feature is available in the corresponding version



\* Denotes highlighted feature or enhancement

Date Introduced	Sage Timeslips Premium	Sage Timeslips 2020	Sage Timeslips 2019	Sage Timeslips 2018	Sage Timeslips 2017	Features and enhancements	Description
March 2019	●					 Slips: Duplicate one slip to many for different clients*	Make copies of an existing slip and easily assign them to other clients. You no longer need step through the duplicate process for each individual copy.
March 2019	●					 Security: Ability to see who logged in where and when*	Quickly identify who is or was logged into Sage Timeslips along with their workstation name.
March 2019	●					 Bills: Billing Troubleshooter*	Reviews scenarios that might affect your billing cycle in ways you don't expect and offers suggested actions for each.
March 2018	●					 Day View: Slip Entry*	Day View is an enhanced time entry method providing Timeslips uses the ability to enter work performed into a day calendar. These entries can be converted into billable slips
March 2019	●					 Slips: Timekeeper Week View*	A weekly time sheet you can use to quickly review time for all timekeepers in your firm, ensuring there is no missing time.

# sage Timeslips

Date Introduced	Sage Timeslips Premium	Sage Timeslips 2020	Sage Timeslips 2019	Sage Timeslips 2018	Sage Timeslips 2017	Features and enhancements	Description
March 2019	●					 Transactions: Transfer money to other clients*	Move unapplied amounts from accounts receivable payments to any other client
March 2019	●					Database Summary	Provides an overview of your database, including number of slips, clients, size of database, etc.
March 2019	●	●				Reports: Move to specific page on previewed reports	When previewing reports to Display, you can move to a specific page.
March 2019	●	●				Reports: Add type search filtering to hand select filters	When using name filters, you can type in a few letters to quickly locate desired clients, task or expenses.
March 2019	●	●				Transactions: New totals at bottom of Accounts Receivable list	The Accounts Receivable List now includes totals for debits and credits.
March 2019	●	●				Bills: New option to simplify bill filtering	When prepare for billing, you can now include only those clients with billable charges. On worksheets, use the new "Include bills with activity and no billable charges" option; on billing assistant, use the new "any billable charges" rule.
March 2019	●	●				Bills: Bills Completed dialog shows additional information	This screen now shows additional totals, such as number of bills that will be sent by email and the number of clients with no data, so you have a better view of your bill run.

# sage Timeslips

Date Introduced	Sage Timeslips Premium	Sage Timeslips 2020	Sage Timeslips 2019	Sage Timeslips 2018	Sage Timeslips 2017	Features and enhancements	Description
March 2019	●	●				Transactions: Ability to pay invoice from A/R list	From the Accounts Receivable List, right-click on an Invoice and choose Pay This Invoice to simplify invoice payment
March 2019	●	●				Slips: Easier management of running timers	Stop Timers screen now shows which timers are running and who started them
March 2019	●	●				Transactions: Apply a Credit to All open invoices	When entering a credit, you can now apply it to all open invoices.
March 2019	●	●				Transactions: Ability to create a reverse payment from an existing payment	From the Accounts Receivable List, right-click on a Payment and choose Reverse This Payment to simplify payments reversal
December 2018	●	●	●			LawPay: Client Funds Transaction*	LawPay customers can now accept online payment for Client Funds or Escrow accounts. This type of online payment is excluded from typical credit card payment transaction fees
December 2018	●	●	●			 eCenter: Include eCenter slips in Timeslips Reporting*	eCenter slips can be included in Timeslips Slip reporting

# sage Timeslips

Date Introduced	Sage Timeslips Premium	Sage Timeslips 2020	Sage Timeslips 2019	Sage Timeslips 2018	Sage Timeslips 2017	Features and enhancements	Description
December 2018	●	●	●			 eCenter: Complete Slips from Timeslips*	Mark eCenter slips "complete" from Timeslips for download. No need chasing eCenter user down for the ability to sync data
December 2018	●	●	●			 eCenter: Check for Changes*	Configure Timeslips to check for eCenter updates upon startup. Quick and easy notification of new slips, new or changed client information
December 2018	●	●	●			Find Job Enhancement	Search and identify incomplete "job" or "progress" based billing arrangements
December 2018	●	●	●			Custom Fields on Invoice Transactions	The ability to utilize custom field on invoice transactions
December 2018	●	●	●			 LawPay Transaction at Start-up*	Provides a user preference to automatically view the LawPay Transaction dialog to determine if online payments require processing in Sage Timeslips
December 2018	●	●	●			Email Template Preview	Provides the ability to preview the structure of email templates before sending to clients
December 2018	●	●	●			"Client Contacts" Import	Allows the importation of client contact information into Sage Timeslips, in mass



# sage Timeslips

Date Introduced	Sage Timeslips Premium	Sage Timeslips 2020	Sage Timeslips 2019	Sage Timeslips 2018	Sage Timeslips 2017	Features and enhancements	Description
December 2018	●	●	●			 Redesigned Security UI*	Streamlined and improved the security function. Increased control over granular access and password maintenance
March 2018	●	●	●			 Bill reminders*	For those clients that require a specific billing schedule, Sage Timeslips bill reminders provides the means for accurate and timely billing. Set the frequency for billing individual clients and Sage Timeslips will remind and filter your bill run accordingly.
March 2018	●	●	●			Company logo watermarks	Company logos and graphics can be watermarked on all reports. The firm can control placement, color and opacity to create an even more professional invoices or reports while promoting its brand.
March 2018	●	●	●	●		 "Client Contacts" for Client Info*	Provides an additional tab on the Client Info screen allowing Timeslips user the ability to store relevant and vital contact information specific to a client or clients. Information like phone, address, LinkedIn, Twitter inform can be saved to a client. In short, a modest practice management feature
March 2018	●	●	●	●		 LawPay "Pay Now" Integration*	Sage Timeslips integration with LawPay allows Timeslips and LawPay users the ability to include a "pay now" link on their client's invoices to satisfy/pay accounts receivable balances online via a LawPay virtual terminal
March 2018	●	●	●	●		Timesheet Entry Filtering	Timesheet Filtering is an enhancement to the existing Timesheet Entry function allowing users the power of filtering the Timesheet list of templates to a specific client, references and tasks

# sage Timeslips

Date Introduced	Sage Timeslips Premium	Sage Timeslips 2020	Sage Timeslips 2019	Sage Timeslips 2018	Sage Timeslips 2017	Features and enhancements	Description
March 2018	●	●	●	●		Security Profile Reporting	Displayed report detailing Timekeeper security restrictions and profiles
March 2018	●	●	●	●		Ledes 98BI, Ledes 2000 and Ledes XML Standards	Expanding the types of electronic billing standards in the bundle
March 2018	●	●	●	●		Ledes 98B Naming Options	Ability to control naming conventions to electronic billing exported file name
March 2018	●	●	●	●	●	E-mail address visible on pre-bill worksheet	Enhancement enables client email addresses to be included on the pre-bill worksheet.
	●	●	●	●	●	 Quick Bill*	Timeslips users can enter all elements of the billing cycle (client, time and expense charges, and payment) all from one centralized location
	●	●	●	●	●	Fee Allocation: Timekeeper Increase	Users can now assign up to ten (10) timekeepers' categories to track and report on fee allocation
	●	●	●	●	●	 In-product eCenter Data Transfer Utility*	The in-product DTU provides vital data metrics and status before the initiation of the transfer. Eliminated the cumbersome process of launching a separate application to exchange data. Reduces "blind" exchange process of slips and client syncs

# sage Timeslips


Date Introduced	Sage Timeslips Premium	Sage Timeslips 2020	Sage Timeslips 2019	Sage Timeslips 2018	Sage Timeslips 2017	Features and enhancements	Description
	●	●	●	●	●	My List Indicator	The product now provides indicators informing user that various list in the program could be affected by the My List feature. This enhancement eliminates confusion and frustration when clients, task and/or expenses are believed missing or delete when they are actually hidden due to the My List feature being used.
	●	●	●	●	●	 Report list: All reports tab*	A new tab lists all available reports in Sage Timeslips. From this tab, users can text search for desired reports and report types.
	●	●	●	●	●	Option to page break before consolidated summary	You can further customize consolidated bills by electing to page break when including the timekeeper summary.
	●	●	●	●	●	Show consolidated bills separately when reprinting bills	You can now separate consolidated bills into individual invoices when displaying the reprint bills list.
	●	●	●	●	●	Set First Day of the Work Week	Users now have the ability to set their business' first day of the work week. Historically, Timeslips defaulted to Sunday
	●	●	●	●	●	Redesigned accounts receivable entry/list	Accounts receivable entry/list now displays more vital data eliminating the need to search and run reports to obtain. The new entry window has been reconfigured to provide easy to read and research billing processes.
	●	●	●	●	●	 Redesigned budgets*	Sage Timeslips budgets have taken on a new look and feel. Establishing client specific budgets can be done quickly and easily. This redesign provides simplified setup and management. Calculating budgets is now several times faster and can be quickly duplicated for multiple client use.

# sage Timeslips

Date Introduced	Sage Timeslips Premium	Sage Timeslips 2020	Sage Timeslips 2019	Sage Timeslips 2018	Sage Timeslips 2017	Features and enhancements	Description
	●	●	●	●	●	 Redesigned billing assistant*	The redesigned billing assistant provides an updated list view of all or select clients for fast and accurate verification of data for quick invoicing. The improved layout of the billing assistant gives a true “at a glance” view of all billing details. Speed and performance of the billing assistant and functionality is improved also.
	●	●	●	●	●	 Firebird database (SQL)*	New SQL like database platform that will improve overall performance and speed (in some cases 5X faster than prior Sage Timeslips applications), especially in networked environments with a large number of users. Database will also be more resilient to corruption due to network transmission outages or latency.
	●	●	●	●	●	Redesigned client information	The client information dialog box has been redesigned so that related fields and options are grouped better, navigation controls are more consistent throughout Sage Timeslips, and saving and retrieving of some information is faster.
	●	●	●	●	●	Client secondary address field	On the client information dialog box, the contact info page now contains additional fields for a second address.
	●	●	●	●	●	 Generating receipts for payments*	You can now confirm that you received a payment from a customer by generating a payment receipt. Receipts are available for payments, reverse payments, payments to account, and payments from account.
	●	●	●	●	●	Printing watermarks on draft bills	During your typical bill cycle, you may print preview drafts of your bills, before all charges are ready to send to your clients. When printing a draft bill run, you can include watermarks on the bills to indicate they are draft bills. Draft bills cannot be approved. When you print draft bills, you will not be able to put them in proof stage, approve them, or email them. To approve the bills, you will need to show full descriptions and exclude watermarks for the bill run.



# sage Timeslips

Date Introduced	Sage Timeslips Premium	Sage Timeslips 2020	Sage Timeslips 2019	Sage Timeslips 2018	Sage Timeslips 2017	Features and enhancements	Description
	●	●	●	●	●	 TimeCapture*	TSTimer has been replaced with a new application called TimeCapture. TimeCapture can track time automatically, based on the applications and windows that you access on your workstation. You can set up rules that prevent TimeCapture from tracking specific applications or windows. You can set up rules that assign Sage Timeslips names to entries based on the application or windows being tracked. You can convert all entries or specific entries into time slips for reporting and billing. TimeCapture can load automatically when you start your workstation.
	●	●	●	●	●	Text search	The search scope fields are now grouped, making it easier to choose the areas you want. Additional fields are now searchable, such as client email address, timekeeper email addresses, and transaction check numbers. Search results are now sortable. Click on any column heading to sort the list. Click on any result to see the context below.

© 2019, The Sage Group plc or its licensors. Sage, Sage logos, Sage product and service names mentioned herein are the trademarks of The Sage Group plc or its licensors. All other trademarks are the property of their respective owners.