




# 5 Great Cities to Nurture a Business

We analyzed cost of living, VC investment and other indicators to identify the top five U.S. cities to grow a business.



## Dallas-Fort Worth

**Main industries:**  
Communications, energy

**Metro population:**  
**7,233,000**

**Number of university graduates (2016):**  
**80,620**

**Median cost of single-family home:**  
**\$227,100**

## Chicago

**Main industries:**  
Transportation, finance, manufacturing

**Metro population:**  
**9,513,000**

**Number of university graduates (2016):**  
**153,195**

**Median cost of single-family home:**  
**\$234,900**

## Atlanta

**Main industries:**  
Transportation, utilities

**Metro population:**  
**5,789,000**

**Number of university graduates (2016):**  
**61,199**

**Median cost of single-family home:**  
**\$184,500**

## Miami

**Main industries:**  
Tourism, transportation

**Metro population:**  
**2,712,000**

**Number of university graduates (2016):**  
**98,502**

**Median cost of single-family home:**  
**\$305,000**

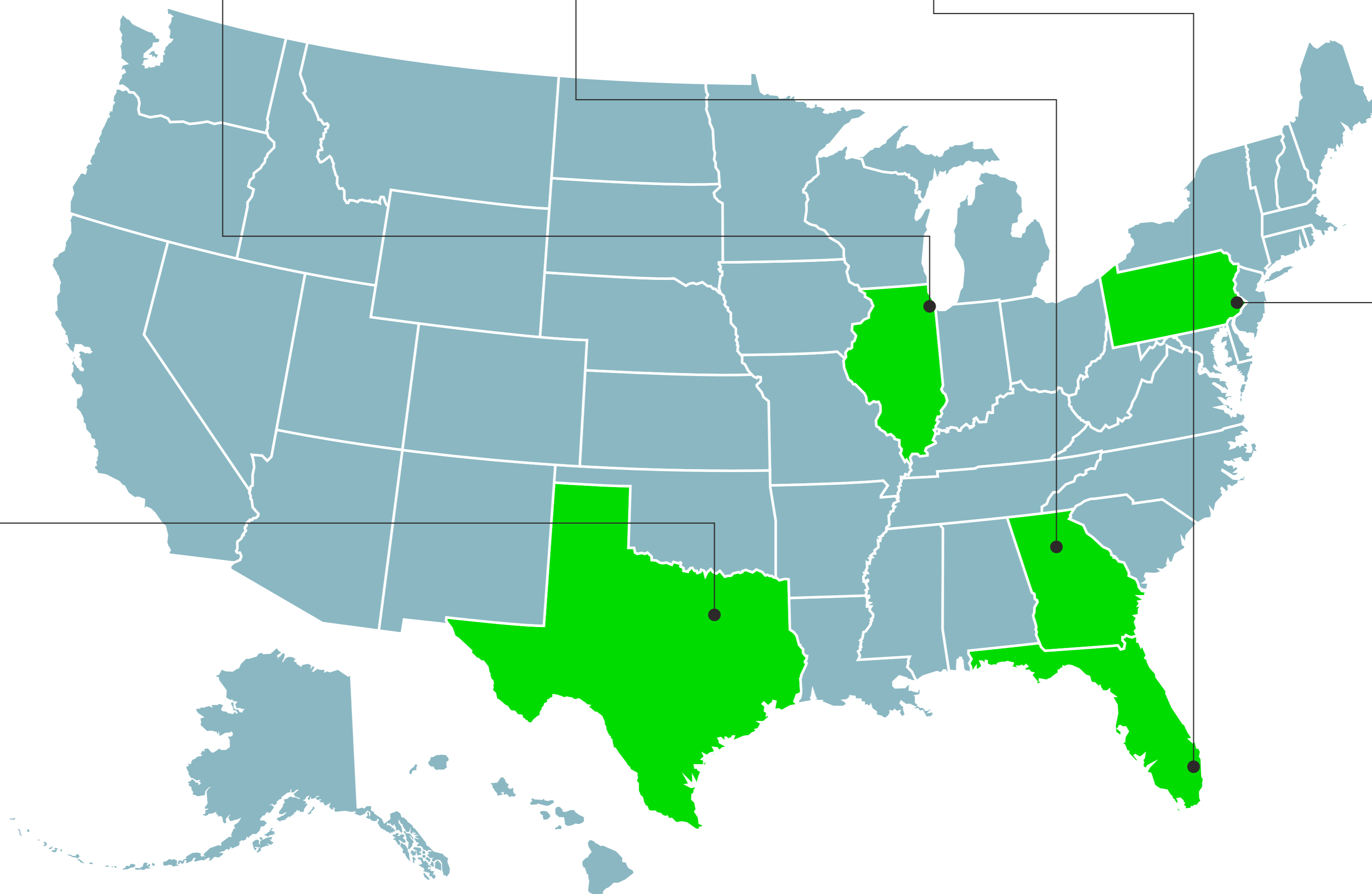
## Philadelphia

**Main industries:**  
Healthcare, education

**Metro population:**  
**6,070,000**

**Number of university graduates (2016):**  
**101,218**

**Median cost of single-family home:**  
**\$225,400**



## VC Investment: By the Numbers

### Dallas-Fort Worth

**Metro VC investment (2016):**  
**\$734,000,000**

**Share of total U.S. VC investment (2016):**  
**2.19%**

### Chicago

**Metro VC investment (2016):**  
**\$650,000,000**

**Share of total U.S. VC investment (2016):**  
**1.94%**

### Atlanta

**Metro VC investment (2016):**  
**\$514,000,000**

**Share of total U.S. VC investment (2016):**  
**1.53%**

### Miami

**Metro VC investment (2016):**  
**\$329,000,000**

**Share of total U.S. VC investment (2016):**  
**0.98%**

### Philadelphia

**Metro VC investment (2016):**  
**\$495,000,000**

**Share of total U.S. VC investment (2016):**  
**1.48%**